

# RACAN FOX CAGE

## INSTRUCTIONS FOR ASSEMBLY

### CONTENTS

Fox cage x 1  
Fox cage door x 1  
Door brackets x 3 (1 of the brackets has pre-drilled holes)  
Nuts and wing nuts x 3 pairs  
Door secure thread x 1  
Metal rod with J and U shape bend on each end x 1



1: Open the box to reveal the fox cage



2: Take out of the box and unfold the fox cage



3: The cage should now be square.




4: On top of the cage is a u shape bar that clips into both sides of the cage in order to keep the cage rigid



5: Lift the metal door frame holder place onto the rear of the cage




5: Fix the frame in place using the door brackets and secure with the nuts and wing bolts. 2 of the brackets without drilled holes go on the sides of the cages



6: The door bracket with drilled holes is to be fixed on the top of cage.



7: Slide the cage door into the frame holder




8: Secure in place using the door secure thread



9: Secure the cage door by inserting the thread below the top cage wire and through the two holes of the door fixing plate as shown in the picture.



10: Open the front of the cage by pushing the top part of spring on the trap door and lift the door upwards from the bottom



11: The trap door should open all the way to the top and then hold the door fully open with one hand and locate the metal rod.



12: The metal rod now carefully needs to be inserted through the trigger plate as shown in the diagram. The U-shaped end of the metal rod is inserted through the small hole from the bottom of the foot trigger plate located on the right-hand side.



13: The L-shaped end of the rod is then inserted through the door latch spring clip.



14: Whilst keeping the trap door in the cocked open position carefully latch the spring door clip onto the cage and let the clip take the weight of trap door.



15: The foot trigger plate should now be slightly raised and the door is latched in the cocked open position. Place some bait suitable for a fox at the back of the cage behind the raised plate to entice the animal into the cage and humanely trap the fox when it treads on the foot plate. There is a carry handle on top of the cage so you can transport the animal without coming into contact.

## A Code of Best

Live capture traps are essential control measures for pest controllers. They allow them to control several species that cannot be treated with toxic compounds and allow us to be species specific with our control measures as non-target species can be released. However, pest controllers must ensure that their control measures are legal, humane and are carried out with sensitivity.

### Legislation

Wildlife and Countryside Act 1981, (England, Wales and Scotland) & Wildlife (Northern Ireland) order 1985. It is illegal to:

·“Set in position any trap calculated to cause bodily injury to any wild animal in schedule 6”. It is also illegal if any person ‘Intentionally (or recklessly) kills, injures or takes any wild animal included in Schedule 5 he shall be guilty of an offence’

Wild Mammals (Protection) Act 1996, it is illegal to:

·“Mutilate, kick, beat, nail, impale, stab, burn, stone, crush, drag, drown or asphyxiate and wild mammal with intent to inflict unnecessary suffering”

### Live Capture Traps

- Live capture cage traps are cage boxes that open at 1 or both ends
- The doors are triggered by a plate or hook that may have bait placed on them
- They are used to capture species such as foxes
- They should be large enough to accommodate the target species
- Cages should be inspected at least once every day.
- Target species must be humanely dispatched at the most suitable opportunity
- The body should be responsibly disposed of
- Non target species must be released unharmed as soon as possible
- Traps must not be set in a position where the captured animal will be exposed to extremes of temperature or the risk of flooding.

### Species not Resident in the United Kingdom

Under the terms of the wildlife and countryside act 1981 and the wildlife (Northern Ireland) order 1985, it is an offence to release the following wild animal that is not a resident or regular visitor to the United Kingdom in a wild state, or any of the following animal listed in Part 1 of schedule 9.

- Muntjac deer,
- Mink
- Black rat
- Grey squirrel

### Visit Frequency

The Wildlife and Countryside act 1981 places no legal requirement on the pest controller to check live capture traps. However, the Animal Welfare act 2006 (Animal Health and Welfare (Scotland) 2006 and Welfare of Animals Act (Northern Ireland) places a duty of care on the person who sets the trap and captures the animal. A pest controller will commit an offence if “an act of his, or a failure of his to act, causes a protected animal to suffer unnecessarily” The pest controller must ensure that any caged animal has access to food, water and shelter from the elements. Live cage traps should be visited daily as a minimum to meet the animal’s requirements and to allow human dispatch as quickly as possible.

(Reference taken from BPCA Website)